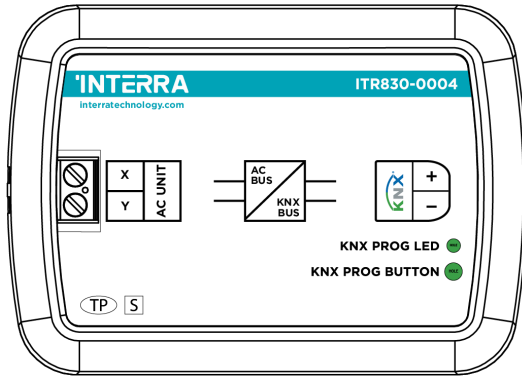


## Mitsubishi Heavy Industries AC - KNX Gateway



### DESCRIPTION

ITR830-0004 is an air conditioner gateway used for monitoring and controlling all the functioning parameters of Mitsubishi Heavy Industries air conditioners via the KNX bus line. Mitsubishi Heavy Industries AC - KNX Gateway is compatible with the RAC\* series, FD series, KX6 and KXR6 (VRF) series types categorized at compatibility list sold by Mitsubishi Heavy Industries.

Mitsubishi Heavy Industries AC - KNX Gateway has an easy installation feature and can be installed inside the own AC indoor unit or a proper location away from the air conditioner, it connects one side directly to the electronic circuit of the AC indoor unit and in the other side directly to the KNX bus.


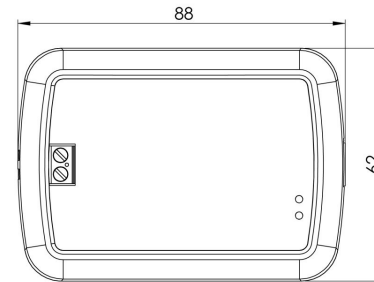
**Note :** Existing commands may vary according to the indoor unit model. Please refer to relevant technical documents.

### FUNCTIONS

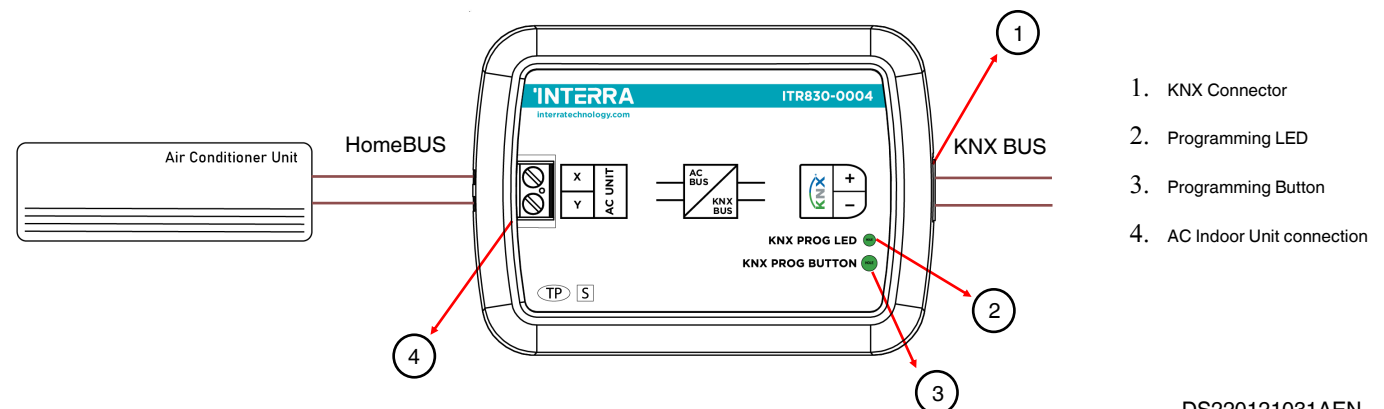
- ITR830-0004 device provides complete bidirectional integration of FD & VRF type air conditioners with KNX bus.
- Includes 4 logical advanced parameters, each logical parameter have up to 4 inputs and can be configured as AND, OR & XOR.
- Includes 8 advanced converter parameters, each converter has four operations math calculations according to the input type.
- Logic and converter parameters can be used for energy savings, configurable scenes, temperature limits etc.
- The Mitsubishi Heavy Industries air conditioner unit provides error notifications for errors that may occur in exceptional cases.

### DIMENSIONS & CONNECTION DIAGRAM

- All values given in the device dimensions are millimetres.



<b>Product Code</b>	ITR830-0004
<b>Power Supply</b>	KNX Power Supply
<b>Power Consumption</b>	5 mA
<b>Push Buttons</b>	1 x KNX Programming Button
<b>LED Indicators</b>	1 x KNX Programming LED
<b>Type of Protection</b>	IP 20
<b>Cable Distance</b>	Max 350
<b>Mode of Commissioning</b>	S-Mode
<b>Maximum Air Humidity</b>	< 90 RH
<b>Temperature Range</b>	Operation (-10°C...70°C) Storage (-25°C...100°C)
<b>Colour</b>	Light Grey
<b>Dimensions</b>	88 x 62 x 27 mm (W x H x D)
<b>Certification</b>	KNX Certified
<b>Configuration</b>	Configuration with ETS



## ERROR CODES

Error Code KNX	Error In Remote Controller	Error Description
0	N/A	No active error
1	E1	Remote controller communication error
2	E2	Duplicated indoor unit address
3	E3	Outdoor unit signal line error
5	E5	Communication error during operation
6	E6	Indoor heat exchanger temperature thermistor anomaly
7	E7	Indoor return air temperature thermistor anomaly
8	E8	Heating overload operation
9	E9	Drain trouble
10	E10	Excessive number of indoor units (more than 17) by controlling one remote controller
12	E12	Address setting error by mixed setting method
14	E14	Communication error between master and slave indoor units
16	E16	Indoor fan motor anomaly
19	E19	Indoor unit operation check, drain motor check setting error
28	E28	Remote controller temperature thermistor anomaly
30	E30	Unmatched connection of indoor and outdoor unit
31	E31	Duplicated outdoor unit address No.
32	E32	Open L3 Phase on power supply at primary side
33	E33	Inverter primary current error
35	E35	Cooling overload operation
36	E36	Discharge pipe temperature error
37	E37	Outdoor heat exchanger temperature thermistor anomaly
38	E38	Outdoor/Ambient air temperature thermistor anomaly
39	E39	Discharge pipe temperature thermistor anomaly

Error Code KNX	Error In Remote Controller	Error Description
40	E40	High pressure error
41	E41	Power transistor overheat
42	E42	Current cut
43	E43	Excessive number of indoor units connected, excessive total capacity of connection
45	E45	Communication error between inverter PCB and outdoor control PCB
46	E46	Mixed address setting methods coexistent in same network
47	E47	Inverter over-current error
48	E48	Outdoor DC fan motor anomaly
49	E49	Low pressure anomaly
51	E51	Inverter anomaly
53	E53	Suction pipe temperature thermistor anomaly
54	E54	High/Low pressure sensor anomaly
55	E55	Underneath temperature thermistor anomaly
56	E56	Power transistor temperature thermistor anomaly
57	E57	Insufficient in refrigerant amount or detection of service valve closure
58	E58	Anomalous compressor by loss of synchronism
59	E59	Compressor startup failure
60	E60	Rotor position detection failure / Anomalous compressor rotor lock
61	E61	Communication error between the master unit and slave units
63	E63	Emergency stop
65535	N/A	Communication error between ITR830-004 and AC unit / Remote controller